
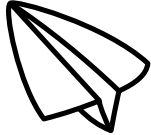










Let's examine the example. Let's show the row and column of the figure. And write the other coordinates according to the example.


	1	2	3	4	5	6	7
A							
B							
C							
D							
E							
F							


 : 1 , D

 : _____ , _____

 : _____ , _____

 : _____ , _____

 : _____ , _____

 : _____ , _____